



Pueblo Community College

900 West Orman Avenue, Pueblo, Colorado 81004-1499

General information: (719) 549-3200
Website: www.pueblocc.edu
Type: 4-year, primarily associate's, Public
Awards offered: Less than one year certificate
 One but less than two years certificate
 Associate's degree
 Two but less than 4 years certificate
 Bachelor's degree
Campus setting: City: Midsize
Campus housing: No
Student population: 5,673 (all undergraduate)
Student-to-faculty ratio: 18 to 1



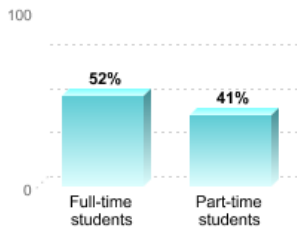
IPEDS ID: 127884
 OPE ID: 02116300

- [+ GENERAL INFORMATION](#)
- [+ TUITION, FEES, AND ESTIMATED STUDENT EXPENSES](#)
- [+ FINANCIAL AID](#)
- [+ NET PRICE](#)
- [+ ENROLLMENT](#)
- [+ ADMISSIONS](#)
- [- RETENTION AND GRADUATION RATES](#)

FIRST-TO-SECOND YEAR RETENTION RATES

Retention rates measure the percentage of first-time students who return to the institution to continue their studies the following fall.

RETENTION RATES FOR FIRST-TIME STUDENTS



Percentage of Students Who Began Their Studies in Fall 2014 and Returned in Fall 2015

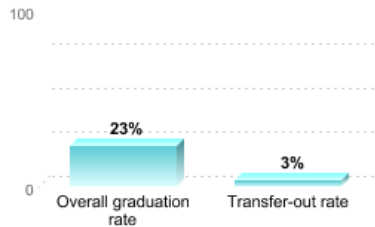
OVERALL GRADUATION RATE AND TRANSFER-OUT RATE

The overall graduation rate is also known as the "Student Right to Know" or IPEDS graduation rate. It tracks the progress of students who began their studies as **full-time, first-time degree- or certificate-seeking students** to see if they complete a degree or other award such as a certificate within 150% of "normal time" for completing the program in which they are enrolled.

Some institutions also report a transfer-out rate, which is the percentage of the full-time, first-time students who transferred to another institution.

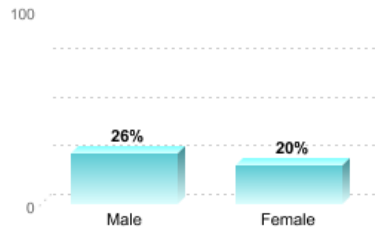
Note that not all students at the institution are tracked for these rates. Students who have already attended another postsecondary institution, or who began their studies on a part-time basis, are not tracked for this rate. **At this institution, 30 percent of entering students were counted as "full-time, first-time" in 2015.**

OVERALL GRADUATION AND TRANSFER-OUT RATES FOR STUDENTS WHO BEGAN THEIR STUDIES IN FALL 2012



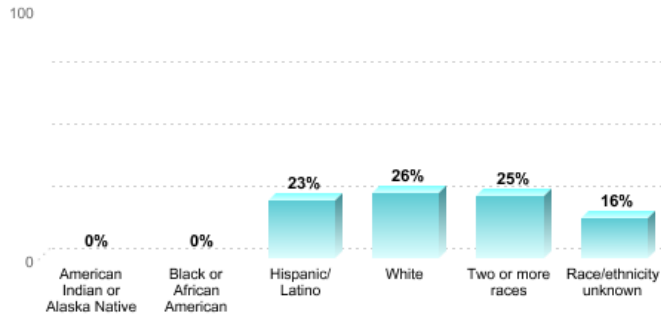
Percentage of Full-time, First-Time Students Who Graduated or Transferred Out Within 150% of "Normal Time" to Completion for Their Program

OVERALL GRADUATION RATE BY GENDER



Percentage of Full-time, First-time Students Who Began Their Studies in Fall 2012 and Graduated Within 150% of "Normal Time" to Completion for Their Program

OVERALL GRADUATION RATE BY RACE/ETHNICITY

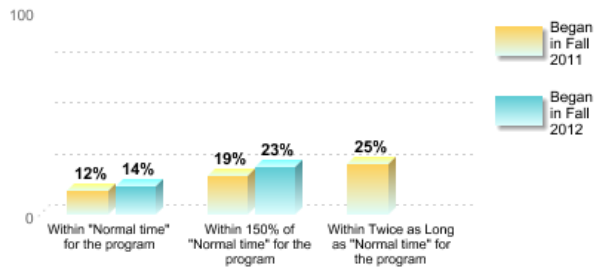


Percentage of Full-time, First-time Students Who Began Their Studies in Fall 2012 and Graduated Within 150% of "Normal Time" to Completion for Their Program

GRADUATION RATES BY TIME TO COMPLETION

Graduation rates can be measured over different lengths of time. "Normal time" is the typical amount of time it takes full-time students to complete their program. For example, the "normal" amount of time for many associate's degree programs is 2 years. Not all students complete within the normal time, so graduation rates are measured by other lengths of time as well, including "150% of normal time" (e.g., 3 years for a 2-year program) and "200% of normal time," or twice as long as the normal time (e.g., 4 years for a 2-year program).

GRADUATION RATES FOR STUDENTS WHO BEGAN THEIR PROGRAM IN FALL 2011 OR FALL 2012, BY TIME TO COMPLETION



Percentage of Full-time, First-time Students Who Graduated in the Specified Amount of Time

PROGRAMS/MAJORS

COMPLETIONS (NUMBER OF AWARDS CONFERRED) 2015-2016

Completions are the number of awards conferred by program and award level.

▼ PROGRAM

[ASSOCIATE](#) [BACHELOR](#) [UNDERGRADUATE CERTIFICATE](#)

Business, Management, Marketing, and Related Support Services

Accounting Technology/Technician and Bookkeeping	4	-	0
Business Administration and Management, General	6	-	27
Business/Office Automation/Technology/Data Entry	3	-	569
Category total	13	-	596

Communication Technologies/Technicians and Support Services

Animation, Interactive Technology, Video Graphics and Special Effects	10	-	5
Communications Technology/Technician	0	-	0
Radio and Television Broadcasting Technology/Technician	-	-	0
Category total	10	-	5

Computer and Information Sciences and Support Services

Computer and Information Sciences, General	18	-	234
Web Page, Digital/Multimedia and Information Resources Design	0	-	0
Category total	18	-	234

Construction Trades

Carpentry/Carpenter	-	-	0
Category total	-	-	0

Education

▼ PROGRAM	ASSOCIATE	BACHELOR	UNDERGRADUATE CERTIFICATE
Early Childhood Education and Teaching	21	-	73
Category total	21	-	73
Engineering Technology and Engineering-Related Fields			
Electrical, Electronic and Communications Engineering Technology/Technician	5	-	2
Electromechanical and Instrumentation and Maintenance Technologies/Technicians, Other	0	-	0
Engineering Technology, General	3	-	0
Manufacturing Engineering Technology/Technician	0	-	-
Solar Energy Technology/Technician	0	-	0
Category total	8	-	2
Family and Consumer Sciences/Human Sciences			
Child Development	0	-	1
Category total	0	-	1
Health Professions and Related Programs			
Dental Assisting/Assistant	9	-	10
Dental Hygiene/Hygienist	12	0 ^d	12
Diagnostic Medical Sonography/Sonographer and Ultrasound Technician	0	-	0
Emergency Medical Technology/Technician (EMT Paramedic)	8	-	124
Health Professions and Related Clinical Sciences, Other	-	-	0
Medical Insurance Coding Specialist/Coder	-	-	0 ^d
Medical Office Management/Administration	12 ^d	-	17 ^d
Medical/Clinical Assistant	11	-	12
Nursing Assistant/Aide and Patient Care Assistant/Aide	-	-	35
Occupational Therapist Assistant	20	-	-
Pharmacy Technician/Assistant	-	-	13
Phlebotomy Technician/Phlebotomist	-	-	25
Physical Therapy Technician/Assistant	22	-	-
Psychiatric/Mental Health Services Technician	-	-	9
Radiation Protection/Health Physics Technician	-	-	0
Radiologic Technology/Science - Radiographer	30	-	0
Registered Nursing/Registered Nurse	88	-	37
Respiratory Care Therapy/Therapist	9	-	-
Surgical Technology/Technologist	8	-	-
Category total	229^d	0^d	294^d
Homeland Security, Law Enforcement, Firefighting and Related Protective Services			
Criminal Justice/Law Enforcement Administration	0	-	1
Criminal Justice/Police Science	6	-	41
Fire Protection, Other	-	-	48
Fire Science/Fire-fighting	1	-	20
Forensic Science and Technology	-	-	0
Category total	7	-	110
Liberal Arts and Sciences, General Studies and Humanities			
General Studies	123	-	-
Liberal Arts and Sciences, General Studies and Humanities, Other	32	-	-
Liberal Arts and Sciences/Liberal Studies	137 ^d	-	-
Category total	292^d	-	-
Library Science			
Library and Archives Assisting	10 ^d	-	1 ^d
Category total	10^d	-	1^d
Mechanic and Repair Technologies/Technicians			
Automobile/Automotive Mechanics Technology/Technician	13	-	114
Diesel Mechanics Technology/Technician	-	-	0
Category total	13	-	114
Personal and Culinary Services			
Aesthetics/Estheticians and Skin Care Specialist	-	-	12
Cooking and Related Culinary Arts, General	23	-	64
Cosmetology/Cosmetologist, General	5	-	22
Hair Styling/Stylist and Hair Design	-	-	10
Nail Technician/Specialist and Manicurist	-	-	16
Category total	28	-	124
Precision Production			

▼ PROGRAM	ASSOCIATE	BACHELOR	UNDERGRADUATE CERTIFICATE
Machine Shop Technology/Assistant	14	-	21
Upholstery/Upholsterer	-	-	0
Welding Technology/Welder	40	-	56
Category total	54	-	77
Science Technologies/Technicians			
Science Technologies/Technicians, Other	0	-	-
Category total	0	-	-
Grand total	703	0	1,631
<ul style="list-style-type: none"> ▪ Data shown are for first majors. ▪ (-) Program is not offered at this award level. ▪ ^d identifies programs and award levels that are offered as a distance education program. For program category totals, ^d is shown if one or more programs in the category are offered as a distance education program. 			
+ SERVICEMEMBERS AND VETERANS			
+ VARSITY ATHLETIC TEAMS			
+ ACCREDITATION			
+ CAMPUS SECURITY			
+ COHORT DEFAULT RATES			

English | [Español](#) | [About](#) | [Search Plug-in](#)

[College Navigator Home](#) | [College Costs](#) | [Prepare](#) | [Financial Aid](#) | [Careers](#)

IES NCES National Center for Education Statistics

Explore the Institute of Education Sciences

IES

[Home](#)

[About](#)

- [Office of Director](#)
- [Deputy Director for Administration and Policy](#)
- [Deputy Director for Science](#)
- [Standards and Review Office](#)

[Publications](#)

[Data](#)

[Funding](#)

[News](#)

IES Centers

[NCEE](#)

[NCER](#)

[NCES](#)

[Home](#)

[About](#)

[Programs](#)

[Publications](#)

[Data](#)

[School Search](#)

[News](#)

[Kids' Zone](#)

[NCSER](#)

IES Policies and Standards

[Public Access Policy](#)

[Privacy and Security Policies](#)

[NCES Statistical Standards](#)

[Peer Review Process](#)

[ED Data Inventory](#)

[Fed Stats](#)

Contact Us

[U.S. Department of Education](#)

Additional Resources

[ERIC](#)

[Sitemap](#)

[Organizational Chart](#)